

AirByDesign



Smart, Highly Efficient HEPA
Air Purifier | Pro



Indoor Air Quality is a hot topic today, and for good reason. Although indoor air quality has always been important, **AirByDesign** understands that providing clean and safe indoor air is vital, perhaps now more than ever, to families, businesses, and communities.

Our board-certified **AirByDesign** air purifiers use only the latest in air filtration technology to provide solutions to improve your building's indoor air quality. We've designed a product for every indoor environment including high-density spaces like offices and classrooms, and small, low-traffic spaces like homes and hotel rooms. Each of our purifiers is equipped with the same layers of control. A HEPA filter (99.97% effective), a carbon filter, and dual UV-C lighting.

These controls reduce and eliminate harmful viruses, dust, allergens, other contaminants, and even unpleasant odors. So, take a deep breath and trust that your building's occupants are breathing the cleanest, and safest, air possible.

Standing Unit | Pro



What's Included?

- MERV 8 Pre-Filter
- HEPA Filter (99.97% Effective)
- Photocatalyst Filter
- Activated Carbon Filter
- Dual UVC Lighting
- Odor Control

Additional Features

- Wall anchors
- Casters with brakes
- Aluminum panel exterior (available in various colors)
- Baffles to reduce noise from system
- IR Remote Control
- Humidification Controls (Optional)

Layers of Controls



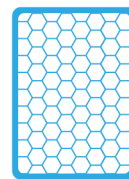
Merv 8 Pre Filter



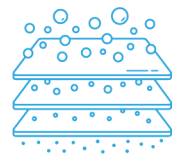
Photo Catalyst Filter



UV-C Lamp




Activated Carbon



H13 HEPA

Operation | Pro



Control Panel

The state-of-the-art control panel makes viewing the status and modifying the settings of your Pro easy.




Intake Grille

Indoor air is pulled through the bottom intake grille for purification.




Supply Plenum

Sterilized and purified air passes through a final filter then to the top discharge grille and into




Pre-Filter

The MERV 8 Pre-Filter removes larger contaminants from entering the HEPA filter.



Photocatalyst Filter

The Photocatalyst Filter effectively kills bacteria, viruses, fungi, and other potentially harmful microorganisms.



UV-C Lamp

Dual 36W UV-C germicidal lamps further destroy bacteria and viruses in the air.



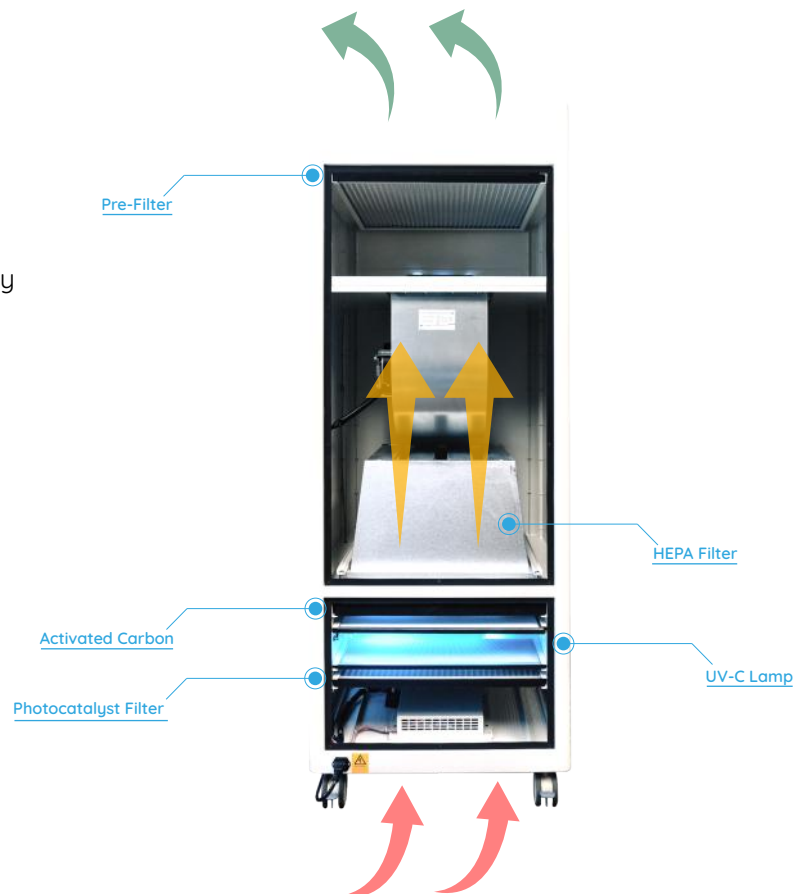
Activated Carbon

The Activated Carbon Filter is a large capacity filter with fast absorption and desorption speeds.



HEPA Filter

The H13 HEPA Filter is up to 99.97% efficient at removing the remaining particulate from the air.



Dimensions and Specifications | Pro



AirByDesign Pro (H13 HEPA + UV)

Electrical	V/Hz/Ph	120 / 60 / 1
Connection	Type	3-Prong 120V plug with 6' wire
Airflow (CFM)	H / M / L	1,000 / 800 / 650
Max Power Usage	Watts	260
Sound Level dBA	H - L Range	60 - 48
Main Filter	Type	H13 HEPA 99.97% Efficiency
Pre-Filter	Type	MERV 8
Additional Filter	Type	Activated Carbon
Controls	Type	Advanced Control Panel
Dimensions	H x W x D	66" x 24.6" x 17.7"
Cabinet	Material	Powder Coated Steel
Weight	Lbs	148

The **AirByDesign Pro** is a low-profile way to ensure you and your building's occupants are breathing clean, safe air. With a HEPA air scrubber designed to remove indoor particles as small as 0.3 micrometers in diameter and a 99.97% efficient H13 HEPA filter, the Pro effectively purifies indoor air while maintaining a low operating sound level despite a high-efficiency motor.

Typical Indoor Environment Applications:

- Classrooms
- Healthcare Offices (Physicians, Dentists, Massage Therapists, etc.)
- Hotels
- Motels
- Independent Care Facilities
- Retail Stores
- Modular Buildings
- Student Housing



Unit Air Changes | Pro

		Room Width (Feet)															
		20	22	24	26	28	30	32	34	36	38	40	42	44	46	48	50
Room Depth (Feet)	20	15.0	13.6	12.5	11.5	10.7	10.0	9.4	8.8	8.3	7.9	7.5	7.1	6.8	6.5	6.3	6.0
	22	13.6	12.4	11.4	10.5	9.7	9.1	8.5	8.0	7.6	7.2	6.8	6.5	6.2	5.9	5.7	5.5
	24	12.5	11.4	10.4	9.6	8.9	8.3	7.8	7.4	6.9	6.6	6.3	6.0	5.7	5.4	5.2	5.0
	26	11.5	10.5	9.6	8.9	8.2	7.7	7.2	6.8	6.4	6.1	5.8	5.5	5.2	5.0	4.8	4.6
	28	10.7	9.7	8.9	8.2	7.7	7.1	6.7	6.3	6.0	5.6	5.4	5.1	4.9	4.7	4.5	4.3
	30	10.0	9.1	8.3	7.7	7.1	6.7	6.3	5.9	5.6	5.3	5.0	4.8	4.5	4.3	4.2	4.0
	32	9.4	8.5	7.8	7.2	6.7	6.3	5.9	5.5	5.2	4.9	4.7	4.5	4.3	4.1	3.9	3.8
	34	8.8	8.0	7.4	6.8	6.3	5.9	5.5	5.2	4.9	4.6	4.4	4.2	4.0	3.8	3.7	3.5
	36	8.3	7.6	6.9	6.4	6.0	5.6	5.2	4.9	4.6	4.4	4.2	4.0	3.8	3.6	3.5	3.3
	38	7.9	7.2	6.6	6.1	5.6	5.3	4.9	4.6	4.4	4.2	3.9	3.8	3.6	3.4	3.3	3.2
	40	7.5	6.8	6.3	5.8	5.4	5.0	4.7	4.4	4.2	3.9	3.8	3.6	3.4	3.3	3.1	3.0
	42	7.1	6.5	6.0	5.5	5.1	4.8	4.5	4.2	4.0	3.8	3.6	3.4	3.2	3.1	3.0	2.9
	44	6.8	6.2	5.7	5.2	4.9	4.5	4.3	4.0	3.8	3.6	3.4	3.2	3.1	3.0	2.8	2.7
	46	6.5	5.9	5.4	5.0	4.7	4.3	4.1	3.8	3.6	3.4	3.3	3.1	3.0	2.8	2.7	2.6
	48	6.3	5.7	5.2	4.8	4.5	4.2	3.9	3.7	3.5	3.3	3.1	3.0	2.8	2.7	2.6	2.5
	50	6.0	5.5	5.0	4.6	4.3	4.0	3.8	3.5	3.3	3.2	3.0	2.9	2.7	2.6	2.5	2.4

AC/H with Unit on High Speed, with a 10 Foot Ceiling

		Room Width (Feet)															
		20	22	24	26	28	30	32	34	36	38	40	42	44	46	48	50
Room Depth (Feet)	20	12.0	10.9	10.0	9.2	8.6	8.0	7.5	7.1	6.7	6.3	6.0	5.7	5.5	5.2	5.0	4.8
	22	10.9	9.9	9.1	8.4	7.8	7.3	6.8	6.4	6.1	5.7	5.5	5.2	5.0	4.7	4.5	4.4
	24	10.0	9.1	8.3	7.7	7.1	6.7	6.3	5.9	5.6	5.3	5.0	4.8	4.5	4.3	4.2	4.0
	26	9.2	8.4	7.7	7.1	6.6	6.2	5.8	5.4	5.1	4.9	4.6	4.4	4.2	4.0	3.8	3.7
	28	8.6	7.8	7.1	6.6	6.1	5.7	5.4	5.0	4.8	4.5	4.3	4.1	3.9	3.7	3.6	3.4
	30	8.0	7.3	6.7	6.2	5.7	5.3	5.0	4.7	4.4	4.2	4.0	3.8	3.6	3.5	3.3	3.2
	32	7.5	6.8	6.3	5.8	5.4	5.0	4.7	4.4	4.2	3.9	3.8	3.6	3.4	3.3	3.1	3.0
	34	7.1	6.4	5.9	5.4	5.0	4.7	4.4	4.2	3.9	3.7	3.5	3.4	3.2	3.1	2.9	2.8
	36	6.7	6.1	5.6	5.1	4.8	4.4	4.2	3.9	3.7	3.5	3.3	3.2	3.0	2.9	2.8	2.7
	38	6.3	5.7	5.3	4.9	4.5	4.2	3.9	3.7	3.5	3.3	3.2	3.0	2.9	2.7	2.6	2.5
	40	6.0	5.5	5.0	4.6	4.3	4.0	3.8	3.5	3.3	3.2	3.0	2.9	2.7	2.6	2.5	2.4
	42	5.7	5.2	4.8	4.4	4.1	3.8	3.6	3.4	3.2	3.0	2.9	2.7	2.6	2.5	2.4	2.3
	44	5.5	5.0	4.5	4.2	3.9	3.6	3.4	3.2	3.0	2.9	2.7	2.6	2.5	2.4	2.3	2.2
	46	5.2	4.7	4.3	4.0	3.7	3.5	3.3	3.1	2.9	2.7	2.6	2.5	2.4	2.3	2.2	2.1
	48	5.0	4.5	4.2	3.8	3.6	3.3	3.1	2.9	2.8	2.6	2.5	2.4	2.3	2.2	2.1	2.0
	50	4.8	4.4	4.0	3.7	3.4	3.2	3.0	2.8	2.7	2.5	2.4	2.3	2.2	2.1	2.0	1.9

AC/H with Unit on Medium Speed, with a 10 Foot Ceiling

		Room Width (Feet)															
		20	22	24	26	28	30	32	34	36	38	40	42	44	46	48	50
Room Depth (Feet)	20	9.8	8.9	8.1	7.5	7.0	6.5	6.1	5.7	5.4	5.1	4.9	4.6	4.4	4.2	4.1	3.9
	22	8.9	8.1	7.4	6.8	6.3	5.9	5.5	5.2	4.9	4.7	4.4	4.2	4.0	3.9	3.7	3.5
	24	8.1	7.4	6.8	6.3	5.8	5.4	5.1	4.8	4.5	4.3	4.1	3.9	3.7	3.5	3.4	3.3
	26	7.5	6.8	6.3	5.8	5.4	5.0	4.7	4.4	4.2	3.9	3.8	3.6	3.4	3.3	3.1	3.0
	28	7.0	6.3	5.8	5.4	5.0	4.6	4.4	4.1	3.9	3.7	3.5	3.3	3.2	3.0	2.9	2.8
	30	6.5	5.9	5.4	5.0	4.6	4.3	4.1	3.8	3.6	3.4	3.3	3.1	3.0	2.8	2.7	2.6
	32	6.1	5.5	5.1	4.7	4.4	4.1	3.8	3.6	3.4	3.2	3.0	2.9	2.8	2.6	2.5	2.4
	34	5.7	5.2	4.8	4.4	4.1	3.8	3.6	3.4	3.2	3.0	2.9	2.7	2.6	2.5	2.4	2.3
	36	5.4	4.9	4.5	4.2	3.9	3.6	3.4	3.2	3.0	2.9	2.7	2.6	2.5	2.4	2.3	2.2
	38	5.1	4.7	4.3	3.9	3.7	3.4	3.2	3.0	2.9	2.7	2.6	2.4	2.3	2.2	2.1	2.1
	40	4.9	4.4	4.1	3.8	3.5	3.3	3.0	2.9	2.7	2.6	2.4	2.3	2.2	2.1	2.0	2.0
	42	4.6	4.2	3.9	3.6	3.3	3.1	2.9	2.7	2.6	2.4	2.3	2.2	2.1	2.0	1.9	1.9
	44	4.4	4.0	3.7	3.4	3.2	3.0	2.8	2.6	2.5	2.3	2.2	2.1	2.0	1.9	1.8	1.8
	46	4.2	3.9	3.5	3.3	3.0	2.8	2.6	2.5	2.4	2.2	2.1	2.0	1.9	1.8	1.8	1.7
	48	4.1	3.7	3.4	3.1	2.9	2.7	2.5	2.4	2.3	2.1	2.0	1.9	1.8	1.8	1.7	1.6
	50	3.9	3.5	3.3	3.0	2.8	2.6	2.4	2.3	2.2	2.1	2.0	1.9	1.8	1.7	1.6	1.6

AC/H with Unit on Low Speed, with a 10 Foot Ceiling